



Truganina
College



Community Engagement: Supporting Your Child's Learning through Educational Resources.

Truganina College

To support your child's learning at home:

- Set up a quiet learning environment to work in with other family members around.
- Encourage your child to make good choices and be responsible for their own learning.
- Establish routines and high expectations to engage with learning and take regular breaks.
- Celebrate their achievement when completing set tasks.



Educational Resources

Truganina College has developed a variety of Educational Resources you can use to support your child's learning at home.

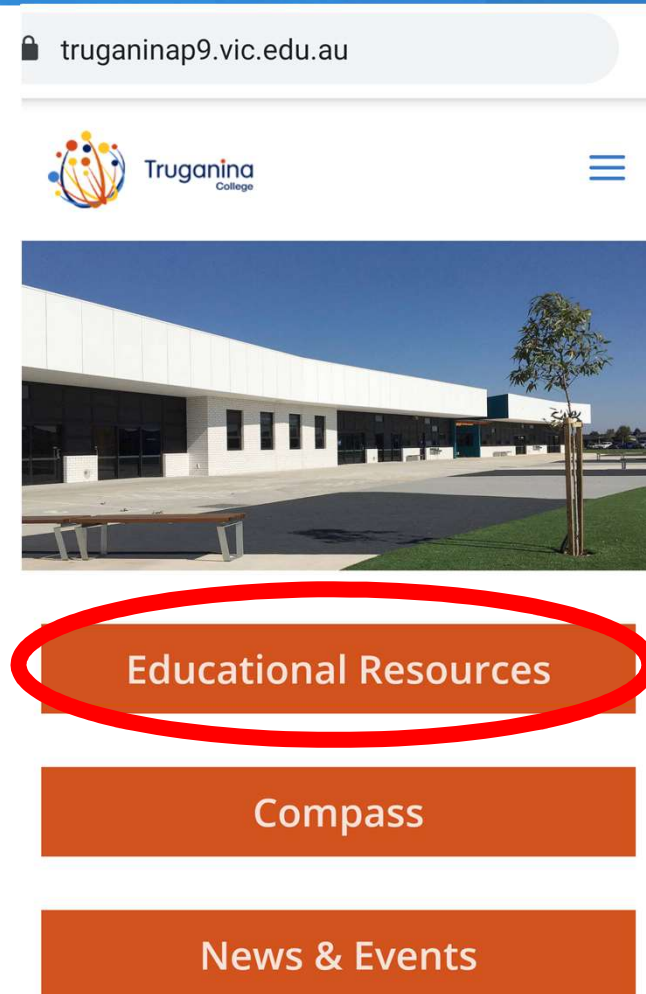

This document will take you through the steps to access the Educational Resources, focused on videos to help your child succeed in literacy learning with a focus on the Duke and Pearson Comprehension Strategies and Reading Mantra.

Step 1

Visit the Truganina College website:
www.truganinap9.vic.edu.au

Click **Educational Resources**

or scan here:



Step 2

Scroll down to see the Reading Comprehension Strategies.



Reading Comprehension Strategies

Truganina College has a strong focus on developing and extending reading comprehension skills.

Here you will find useful resources to support your child's reading comprehension at home.

Metacognition



Predicting



Inferring



Step 3

Click on a Duke and Pearson Comprehension Strategies to find out more.

Reading Comprehension Strategies

Truganina College has a strong focus on developing and extending reading comprehension skills.

Here you will find useful resources to support your child's reading comprehension at home.

Metacognition



Predicting



Inferring



Metacognition

'See, Think, Wonder' is a thinking strategy to develop an understanding of the text.

This strategy can be used when reading a picture storybook or a longer text for enjoyment. It can promote deeper thinking while reading non-fiction books (science, humanities, history). Students can use it when they read any text containing photographs or pictures.

This video shows how teachers use 'See, Think, Wonder' strategy at Truganina College to develop metacognition.

Metacognition



Step 4

Read the description and press play to watch the video.



Metacognition

'See, Think, Wonder' is a thinking strategy to develop an understanding of the text.

This strategy can be used when reading a picture storybook or a longer text for enjoyment. It can promote deeper thinking while reading non-fiction books (science, humanities, history). Students can use it when they read any text containing photographs or pictures.

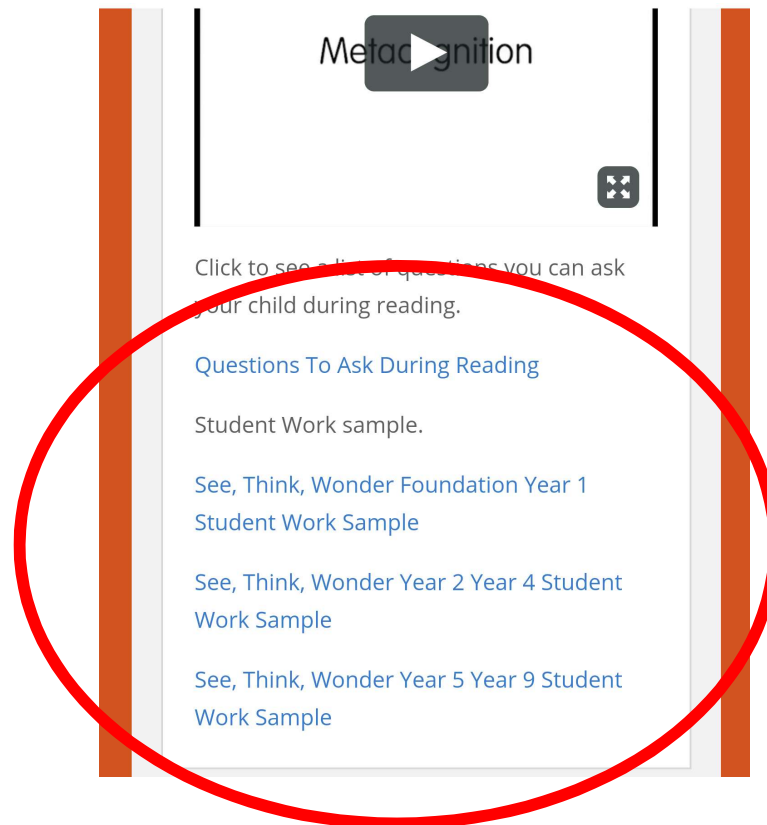
This video shows how teachers use 'See, Think, Wonder' strategy at Truganina College to develop metacognition.

Metacognition



Step 5

Scroll down to see some student work samples of What A Good One Looks Like (WAGOLL) when reading at home.




Click on your
child's year
level.

The WAGOLL student work sample will look like this:

'I See, I Think, I Wonder' – Metacognition Strategy

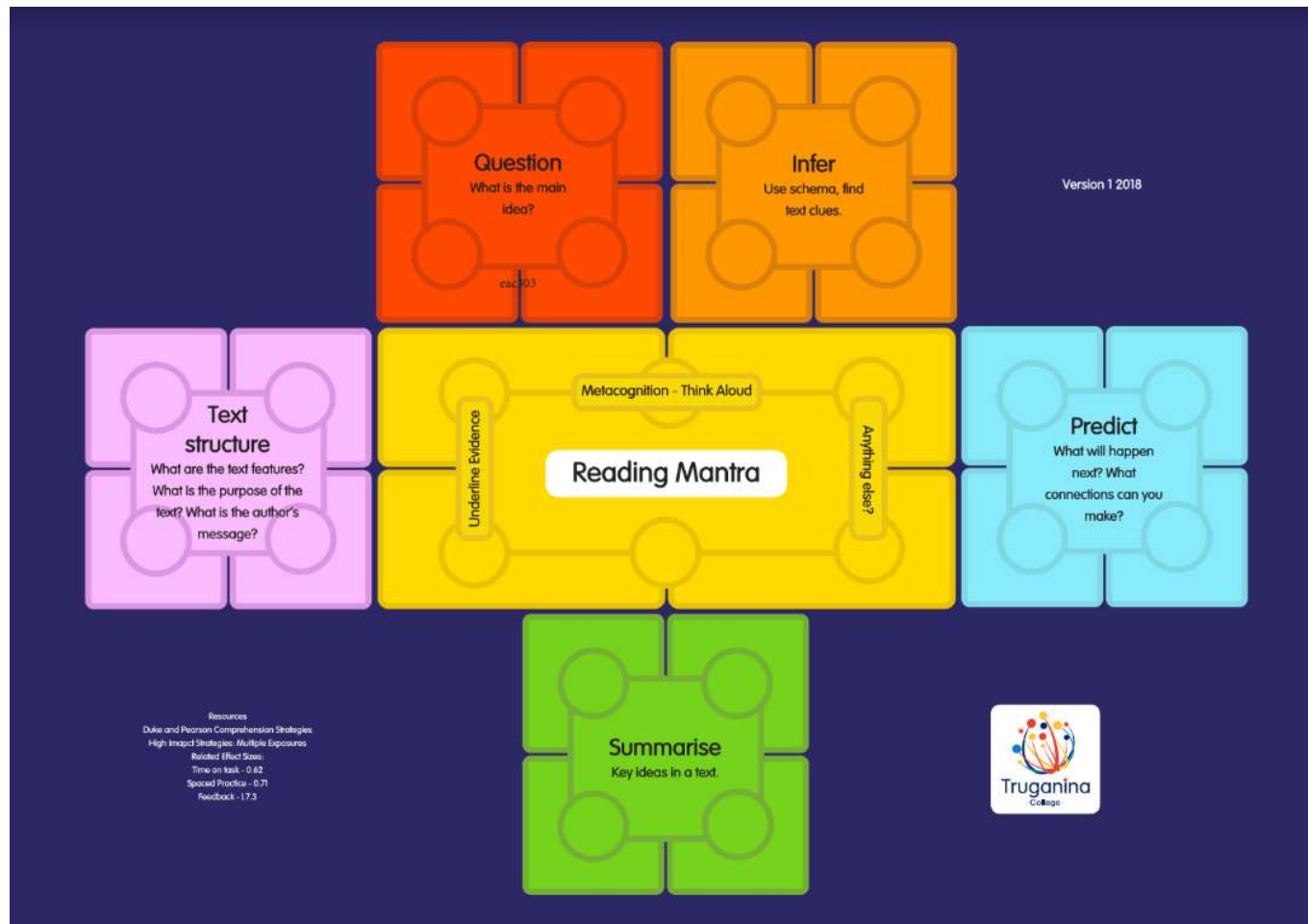
Foundation student work sample

- *This Foundation student used the 'See, Think, Wonder' strategy to understand the book and made connections between different types of books based on personal experiences.*



I See What do you see?	I Think What do you think?	I wonder What does it make you wonder?
<ul style="list-style-type: none">➤ I see long legs.➤ I see small people looking up.➤ I see two feet.➤ I see animals.➤ I see a giant.➤ I see the title.	<ul style="list-style-type: none">➤ I think they want to look at the giant.➤ I think they want to be big like the other giant.➤ I think the big person might step on them.	<ul style="list-style-type: none">➤ I wonder if they will all stay away from the giant so he doesn't step on them.➤ I wonder if that is a giant.

Remember to use the Reading Mantra and ask your child questions using the Duke and Pearson Comprehension Strategies before, during, and after reading.




Questions to support your child when using the Reading Mantra

- Can you tell me what you are reading?
- What type of text is this?
- Which parts of the Reading Mantra have you been using?
- What are the main ideas/themes?
- What is your current reading goal?
- Tell me your reflections about your goal.
- What do you think you need more practice with/on?
- How are you going to practice that?

How to use the Reading Mantra Video

Visit the Truganina College website:
www.truganinap9.vic.edu.au

Click **Educational Resources**



Scroll to see the "How to Use the Truganina College Reading Mantra" video for some helpful tips.

